5 DIGITAL SPEED/RPM METER RELAY

MODEL S2-500RA

FEATURES

- Accuracy: 0.05%
- Outside dimension is DIN standard (96x48mm)
- 0.0001 ~ 9.9999M of rotary diameter
- 1 ~ 99999 P/R of input

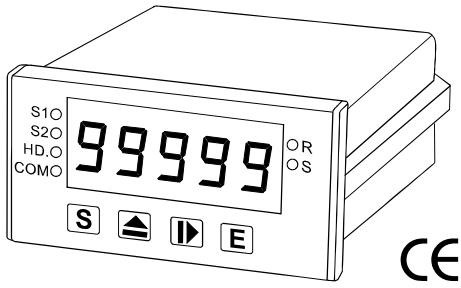

SPECIFICATION

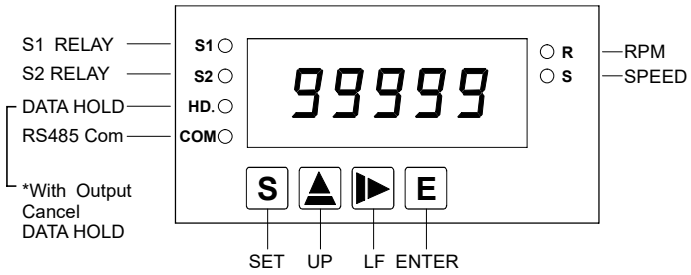

• Communication

Interface ..... RS 485
Protocol ..... MODBUS, RTU
Baud rate ..... 1200 ~ 38400
Address range ..... 1 ~ 255
Data format N81, N82, O81, E81

• General

Digit & display ..... 5 digits (99999) 0.56" H
Accuracy ..... 0.05% F.S.
≤Output ±0.1% R.O.
(Option:Depending on actual measuring)
Input impedance ..... ≥2MΩ
Aux. power source ..... AC\DC 85~265V, DC20~60V
Sensor power supple ..... DC 12V, 30mA
Operating temp. range ..... 0 ~ 60℃
Storage temp. range ..... -10 ~ 70℃
Max. relative humidity 95%
No input indication ..... " 0.00 "
Over Indication ..... Flash " OFL "
Power consumption ..... ≤AC 8VA,≤ DC 4W
Sampling time ..... Abt. 1 sec. typically
Fastest 20 cycles/sec(>20HZ),F cycle/sec(<20HZ)(5KHZ)
Measuring methods ..... One chip IC
Max. Input frequency ..... 5KHZ (standard)(50% duty cycle)
50KHZ (option)(50% duty cycle)
Min. Input frequency ..... 0.01HZ(5KHZ),0.16HZ(50KHZ)
Measured at average input ..... 1 ~ 99 times
Temperature coefficient ..... ≤100PPM/℃
≤60PPM, 25℃ ±10℃
Dielectric strength(IEC 60688) ..... Between input & power terminal: AC 2KV. 1 minute
All terminals to case
AC 3KV/1 minute

• Electromagnetic compatibility

Electrostatic discharge ..... IEC 61000-4-2
Electromagnetic fields immunity ..... IEC 61000-4-3
Electrical transient in burst ..... IEC 61000-4-4
Withstanding impulse voltage ..... IEC 61000-4-5
Immunity to voltage dips ..... IEC 61000-4-11

OUTSIDE DIMENSION (UNIT:mm)

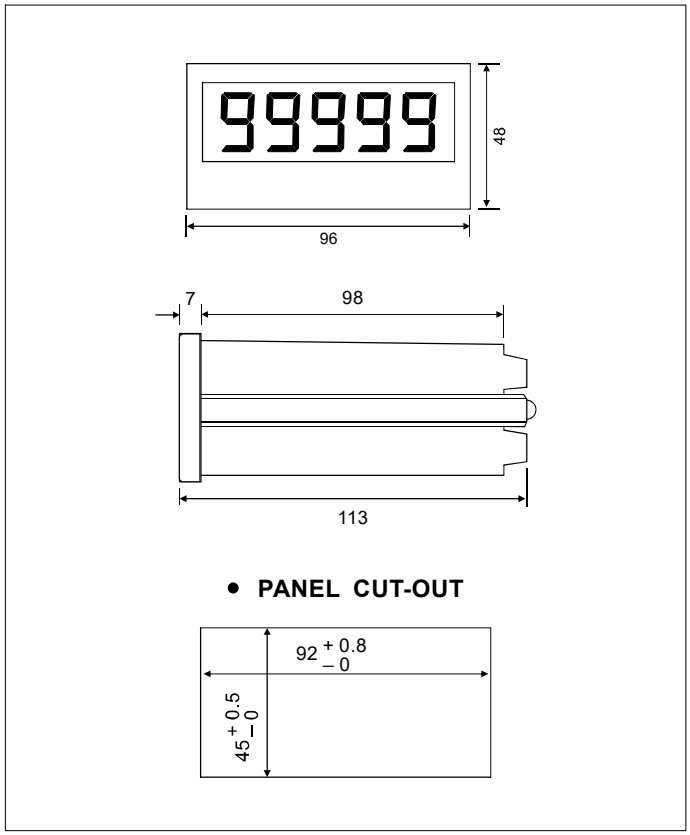

ORDERING INFORMATION

S2-500RA- □ □ □ □ □

Mode	Input Lever	Input Model	Output	Aux. Power Source
2:2 setting	A: DC 5V B: DC 12V C: DC 24V 0 : Option	A: Pulse (TTL) B: Pulse (PNP) C: Pulse (NPN) 0 : Option	V2 : 1~5V V4 : 0~10V A2 : 0~1mA A3 : 0~20mA A4 : 4~20mA RS: RS 485 NO: None 00 : Option	1 : AC/DC 85 ~ 265V 2 : DC 20 ~ 60V 0 : Option

CONNECTION DIAGRAM

